

Format of holding of specified securities

1 Name of Listed Entity : **RANJAN POLYSTERS LIMITED**

2 Scrip Code/ Name of Scrip/Class of Security : **EQUITY SHARES**

3 Share holding Pattern Filed under: Reg. 31(1)(a)/Reg. 31(1)(b)/Reg.31(1)(c)

a. If under 31(1)(b) then indicate the report for Quarter ending : **QUARTER ENDED 31.12.2018**


b. If under 31(1)(c) then indicate date of allotment/extinguishment

4 Declaration: The Listed entity is required to submit the following declaration to the extent of submission of information:-

Sr. No.	Particulars	Yes*/No*
1	Whether the Listed Entity has issued any partly paid up shares?	No
2	Whether the Listed Entity has issued any Convertible Securities or Warrants?	No
3	Whether the Listed Entity has any shares against which depository receipts are issued?	No
4	Whether the Listed Entity has any shares in locked-in?	No
5	Whether any shares held by promoters are pledge or otherwise encumbered?	No

5 The tabular format for disclosure of holding of specified securities is as follows:-

Ching
Murari



RANJAN POLYSTER LIMITED
SHAREHOLDING PATTERN AS ON 31/12/2018
 Table - 1 Summary Statement holding of specified securities

Category (I)	Category of Shareholder (II)	No of Shareholders (III)	No. of fully paid Equity Share Held (IV)	No. Of Partly Paid Equity Shares Held (V)	No. Of shares underlying Depository Receipts (VI)	Total Nos. Shares Held (VII) = IV+V+VI	Shareholding as a % of total no of Shares (calculated as per SCRR 1957) (VIII) as a % of (A+B+C2)	No of Voting Rights held in each class of securities (IX)				No of shares underlying outstanding convertible securities	Shareholding as a % assuming full conversions of convertible securities (as a % of diluted equity capital) (X) = VI+X as a % of (A+B+C2)	No. of Locked in Shares (XI)		No of Shares pledged or otherwise encumbered (XII)		No of Equity Shares Held in Dematerialised form (XIV)
								Class X	Class Y	Total	Total as a % of (A+B+C)			No. (a)	As a % of total shares held (b)	No. (a)	As a % of total shares held (b)	
(A)	Promoter & Promoter Group	15	2164555	0	0	2164555	72.1301	2164555	0	2164555	72.1301	0	0.0000	0	0	0	0	2164555
(B)	Public	287	836350	0	0	836350	27.8699	836350	0	836350	27.8699	0	0.0000	0	0	0	0	533150
(C)	Non Promoter - Non Public	0	0	0	0	0	0.0000	0	0	0	0.0000	0	0.0000	0	0	0	0	0
(C1)	Shares Underlying DRs	0	0	0	0	0	0.0000	0	0	0	0.0000	0	0.0000	0	0	0	0	0
(C2)	Share Held By Employees Trusts	0	0	0	0	0	0.0000	0	0	0	0.0000	0	0.0000	0	0	0	0	0
	Total	0	0	0	0	0	0.0000	0	0	0	0.0000	0	0.0000	0	0	0	0	0
	Total A+B+C1+C2	302	3000905	0	0	3000905	100.0000	3000905	0	3000905	100.0000	0	0.0000	0	0.0000	0	0	2697705





RANJAN POLYSTER LIMITED
SHAREHOLDING PATTERN AS ON 31/12/2018
Table - II Statement showing shareholding pattern of the Promoter and Promoter Group

S.No.	Category & Name of the Shareholder (I)	PAN (II)	No of Shareholders (III)	No. of fully paid Equity Share Held (IV)	No. Of Partly Paid Equity Shares Held (V)	No. of shares underlying Depository Receipts (VI)	Total Nos. Shares Held (VII) = IV+V+VI	Shareholding as a % of total no. of Shares (calculated as per SCRR 1957) (VIII) as a % of (A+B+C2)	No of Voting Rights held in each class of securities (IX)				No of shares underlying outstanding convertible securities (including warrants) (X)	Shareholding as a % assuming full conversion of convertible securities (as a % of diluted equity capital) (XI)=VII+X as a % of (A+B+C2)	No. of Locked in Shares (XII)		No of Shares pledged or otherwise encumbered (XIII)		No of Equity Shares Held in Dematerialized form (XIV)
									Class X	Class Y	Total	Total as a % of (A+B+C)			No. (a)	As a % of total shares held (b)	No. (a)	As a % of total shares held (b)	
(1)	Indian																		
(a)	Individual		10	1513100	0	0	1513100	50.4215	1513100	0	1513100	50.4215	0	0.0000	0	0	0	0	1513100
	Mahesh Kumar Bhimsaria	AEBPB254BN		282500	0	0	282500	9.4138	282500	0	282500	9.4138	0	0.0000	0	0	0	0	282500
	Mohit Kumar Bhimsaria	AATFB2857H		139000	0	0	139000	4.5319	139000	0	139000	4.5319	0	0.0000	0	0	0	0	139000
	Mukesh Kumar Bhimsaria	ACBFB8517G		139000	0	0	139000	4.5319	139000	0	139000	4.5319	0	0.0000	0	0	0	0	139000
	Neha Bhimsaria	AHMFB33342L		145000	0	0	145000	4.8319	145000	0	145000	4.8319	0	0.0000	0	0	0	0	145000
	Saket Parikh	ABIPF9761G		124900	0	0	124900	4.1621	124900	0	124900	4.1621	0	0.0000	0	0	0	0	124900
	Sam Kumar Bhimsaria	ACBFB8897C		145000	0	0	145000	4.8319	145000	0	145000	4.8319	0	0.0000	0	0	0	0	145000
	Sarika Bhimsaria	AHMFB33301K		126100	0	0	126100	4.2021	126100	0	126100	4.2021	0	0.0000	0	0	0	0	126100
	Shakuntala Devi Bhimsaria	ABYFB7101N		139200	0	0	139200	4.5386	139200	0	139200	4.5386	0	0.0000	0	0	0	0	139200
	Sushma Bhimsaria	ABYFB6611C		137200	0	0	137200	4.5720	137200	0	137200	4.5720	0	0.0000	0	0	0	0	137200
	Tripti Parikh	ACOPF4711L		135200	0	0	135200	4.5053	135200	0	135200	4.5053	0	0.0000	0	0	0	0	135200
(b)	Huf		5	651455	0	0	651455	21.7086	651455	0	651455	21.7086	0	0.0000	0	0	0	0	651455
	Chiranj Lal Mukharam Huf	AABHC0011D		139555	0	0	139555	4.5904	139555	0	139555	4.5904	0	0.0000	0	0	0	0	139555
	Saket Parikh (Huf)	AASH53049B		120900	0	0	120900	4.0288	120900	0	120900	4.0288	0	0.0000	0	0	0	0	120900
	Sant Kumar Mahesh Kumar Huf	AADH54316Q		120000	0	0	120000	3.9588	120000	0	120000	3.9588	0	0.0000	0	0	0	0	120000
	Sant Kumar Mohit Kumar Huf	AADH54318A		135000	0	0	135000	4.4886	135000	0	135000	4.4886	0	0.0000	0	0	0	0	135000
	Sant Kumar Mukesh Kumar Huf	AAGH56711L		136000	0	0	136000	4.5320	136000	0	136000	4.5320	0	0.0000	0	0	0	0	136000
(c)	Central Govt /State Govt/ President Of India		0	0	0	0	0	0.0000	0	0	0	0.0000	0	0.0000	0	0	0	0	0
(d)	Financial Inst/banks		0	0	0	0	0	0.0000	0	0	0	0.0000	0	0.0000	0	0	0	0	0
(e)	Any other		0	0	0	0	0	0.0000	0	0	0	0.0000	0	0.0000	0	0	0	0	0
	Other - Body Corporate		0	0	0	0	0	0.0000	0	0	0	0.0000	0	0.0000	0	0	0	0	0
	Sub - Total		15	2164555	0	0	2164555	72.1301	2164555	0	2164555	72.1301	0	0.0000	0	0	0	0	2164555
(2)	Foreign																		
(a)	Individual (incl/ Foreign Individual)		0	0	0	0	0	0	0	0	0	0	0	0.0000	0	0	0	0	0
(b)	Government		0	0	0	0	0	0	0	0	0	0	0	0.0000	0	0	0	0	0
(c)	Institutions		0	0	0	0	0	0	0	0	0	0	0	0.0000	0	0	0	0	0
(d)	Foreign Portfolio Investor		0	0	0	0	0	0	0	0	0	0	0	0.0000	0	0	0	0	0
(e)	Any Other		0	0	0	0	0	0	0	0	0	0	0	0.0000	0	0	0	0	0
	Sub - Total		0	0	0	0	0	0	0	0	0	0	0	0.0000	0	0	0	0	0
	Total Shareholding of Promoter and Promoter Group		15	2164555	0	0	2164555	72.1301	2164555	0	2164555	72.1301	0	0.0000	0	0	0	0	2164555

RAJAN POLYSTER LIMITED
SHAREHOLDING PATTERN AS ON 31/12/2018
 Table - III Statement showing shareholding pattern of the Public shareholding


S.No.	Category & Name of the Shareholder (I)	PAN (II)	No of Shareholders (III)	No. of fully paid Equity Shares Held (IV)	No. Of Partly Paid Equity Shares Held (V)	No. Of shares underlying Depository Receipts (VI)	Total Nos. Shares Held (VII) = IV+V+VI	Shareholding as a % of total no of Shares (calculated as per SCRR 1957) (VIII) as a % of (A+B+C2)	No of Voting Rights held in each class of securities (IX)				No of shares underlying outstanding convertible	Shareholding as a % assuming full conversions of convertible securities (as a % of diluted equity capital) (X)=VII-X as a % of (A-B+C2)	No. of Locked in Shares (XI)		No of Shares pledged or otherwise encumbered (XII)		No of Equity Shares Held in Dematerialised form (XIII)
									Class X	Class Y	Total	Total as a % of (A+B+C)			No. (a)	As a % of total shares held (b)	No. (a)	As a % of total share	
(1)	Institutions																		
(a)	Mutual Funds		0	0	0	0	0	0.0000	0	0	0	0.0000	0	0.0000	0	0.0000	0	0	0
(b)	Venture Capital Funds		0	0	0	0	0	0.0000	0	0	0	0.0000	0	0.0000	0	0.0000	0	0	0
(c)	Alternate Investment Funds		0	0	0	0	0	0.0000	0	0	0	0.0000	0	0.0000	0	0.0000	0	0	0
(d)	Foreign Venture Capital Investors		0	0	0	0	0	0.0000	0	0	0	0.0000	0	0.0000	0	0.0000	0	0	0
(e)	Foreign Portfolio Investors		0	0	0	0	0	0.0000	0	0	0	0.0000	0	0.0000	0	0.0000	0	0	0
(f)	Financial Inst./banks		0	0	0	0	0	0.0000	0	0	0	0.0000	0	0.0000	0	0.0000	0	0	0
(g)	Insurance Companies		0	0	0	0	0	0.0000	0	0	0	0.0000	0	0.0000	0	0.0000	0	0	0
(h)	Provident Funds/ Pension Fund		0	0	0	0	0	0.0000	0	0	0	0.0000	0	0.0000	0	0.0000	0	0	0
(i)	Any other																		
	Sub-total (B)(1)		0	0	0	0	0	0.0000	0	0	0	0.0000	0	0.0000	0	0.0000	0	0	0
(2)	Central Govt./State Govt./ President Of India		0	0	0	0	0	0.0000	0	0	0	0.0000	0	0.0000	0	0.0000	0	0	0
	Sub-total (B)(2)		0	0	0	0	0	0.0000	0	0	0	0.0000	0	0.0000	0	0.0000	0	0	0
(3)	Non-institutions																		
(a)	(i) Individual Holding Nom. Val. upto Rs 2 lakhs		279	132200	0	0	132200	4.4053	132200	0	132200	4.4053	0	4.4053	0	0.0000	0	0	2000
	(ii) Individual Holding Nom. Val. greater than Rs 2 lakhs		4	435040	0	0	435040	14.4970	435040	0	435040	14.4970	0	14.4970	0	0.0000	0	0	385040
	Mahit Kumar Huf	AAGHM3925E		50000	0	0	50000	1.6662	50000	0	50000	1.6662	0	1.6662	0	0.0000	0	0	0
	Rachna Khemka	AGPK2989K		101530	0	0	101530	3.3833	101530	0	101530	3.3833	0	3.3833	0	0.0000	0	0	101530
	Ridham Agarwal	CZTPA5494A		146910	0	0	146910	4.8955	146910	0	146910	4.8955	0	4.8955	0	0.0000	0	0	146910
	Sunil Kumar Khetan	AKPPK4327B		136600	0	0	136600	4.5520	136600	0	136600	4.5520	0	4.5520	0	0.0000	0	0	136600
(b)	Nifty Registered With Rbi		0	0	0	0	0	0.0000	0	0	0	0.0000	0	0.0000	0	0.0000	0	0	0
(c)	Employees Trust		0	0	0	0	0	0.0000	0	0	0	0.0000	0	0.0000	0	0.0000	0	0	0
(d)	Overseas Depository Holding DRs		0	0	0	0	0	0.0000	0	0	0	0.0000	0	0.0000	0	0.0000	0	0	0
(e)	Any Other																		
	Other - Body Corp		2	9000	0	0	9000	0.2999	9000	0	9000	0.2999	0	0.2999	0	0.0000	0	0	0
	Other - Trusts		1	114000	0	0	114000	3.7989	114000	0	114000	3.7989	0	3.7989	0	0.0000	0	0	0
	Shantil Devi Khemka Memorial Trust			114000	0	0	114000	3.7989	114000	0	114000	3.7989	0	3.7989	0	0.0000	0	0	0
	Other - Individual HUF		1	146110	0	0	146110	4.8689	146110	0	146110	4.8689	0	4.8689	0	0.0000	0	0	146110
	Manish Kumar Huf	AADHM3037N		146110	0	0	146110	4.8689	146110	0	146110	4.8689	0	4.8689	0	0.0000	0	0	146110
	Sub-total (B)(3)		287	836350	0	0	836350	27.8699	836350	0	836350	27.8699	0	27.8699	0	0.0000	0	0	533150
	Total Public Shareholding		287	836350	0	0	836350	27.8699	836350	0	836350	27.8699	0	27.8699	0	0.0000	0	0	533150

RANJAN POLYSTER LIMITED
SHAREHOLDING PATTERN AS ON 31/12/2018

Table - IV Statement showing shareholding pattern of the Non Promoter - Non Public shareholder

S.No.	Category & Name of the Shareholder (I)	PAN (II)	No of Shareholders (III)	No. of fully paid Equity Share Held (IV)	No. Of Partly Paid Equity Shares Held (V)	No. Of shares underlying Depository Receipts (VI)	Total Nos. Shares Held (VII) = IV+V+VI	Shareholding % as of total no of Shares (VIII) as a % of (A+B+C2)	No of Voting Rights held in each class of securities (IX)				No of shares underlying outstanding convertible securities (including warrants) (X)	Shareholding as a % assuming full conversion of convertible securities (as a % of diluted equity capital) (XI) = VII+X as a % of (A+B+C2)	No. of Locked in Shares (XII)		No of Shares pledged or otherwise encumbered (XIII)		No of Equity Shares Held in Dematerialized form (XIV)
									Class X	Class Y	Total	Total as a % of (A+B+C)			No. (a)	As a % of total shares held (b)	No. (a)	As a % of total shares held (b)	
(1)	Custodian/DR Holder																		
(a)	names																		
(2)	Employees Benefit Trust (under SEBI Based employees benefit) Regulation 2014																		
(a)	names																		
	Total Non-Promoter Non Public shareholding C = C1+C2																		


Chitra Namdev